

Swiss IDPA Championship 2018

Stage Design: Alexander Ulmer (Northern Lions
Marksmen, CH)

Support: Jim Beitel (Bandera IDPA, TX)



Swiss IDPA Championships 2018 – Stage 1

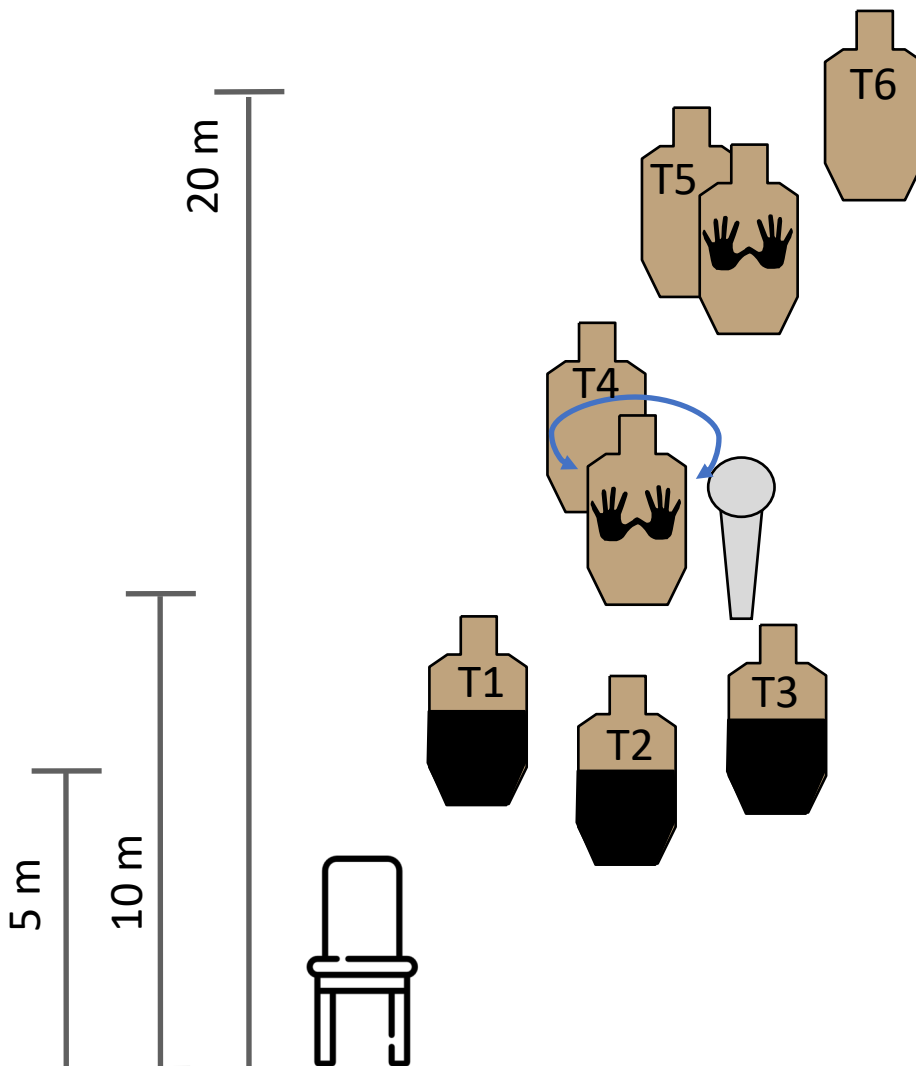
A Drink at the Tavern

Scenario	You are having a drink in the local pub, when your significant other arrives with some uninvited guest.
Start Position:	Seated at P1, hands on your knees, gun loaded to division capacity and holstered.
Procedure:	On the signal, draw and engage the steel leg until it falls to activate the swinger. Then engage T1-T3 with 2 rounds , then engage T4 thru T6 with 2 each (near to far) while remaining seated.

Scoring: Unlimited
Start Signal: Audible
Stop Signal: Last Shot

Targets: 6 IDPA Paper/ 1 Steel
Min. Distance: 10m
Max. Distance: 15m
Min. Rounds 13

Concealment: Required
Notes: Do Not Sweep leg while drawing gun or DQ will result!



Swiss IDPA Championships 2018 – Stage 2

Somebody picked the wrong girl

Scenario	You are in your office when all of a sudden some well dressed gentlemen turn up with your wife and threaten her and try to extort a huge amount of money from you, as they know you're the owner of a well running company. What they don't know is, that your best friend is always with you. Show them what a good friendship is all about.
Start Position:	Sitting at the table, gun unloaded on the table.
Procedure:	Sitting at the table, engage all targets in tactical priority.

Scoring: Unlimited

Start Signal: Audible

Stop Signal: Last Shot

Targets: 4 IDPA Paper

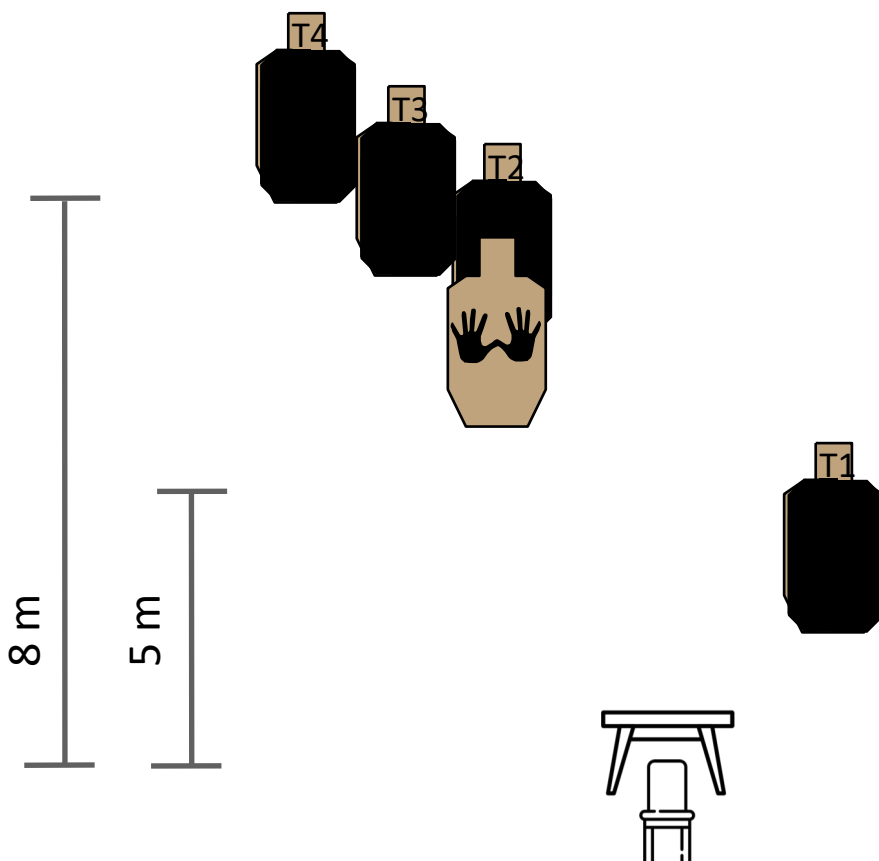
Min. Distance: 3m

Max. Distance: 5m

Rounds 8

Concealment: Not Required

Notes: All magazines which will be used, must be placed on the table



LOCK[®]
PERFECTION



Swiss IDPA Championships 2018 – Stage 3

Here They Come And There They Go – David Callaway (Jim “Big Bird” Beitel Droppings)

Scenario	You are alerted, your best friend called from next door and said a gang is in your yard. After dealing with the threat in your yard, you hear your neighbor call for help. When you look around the fence you find two more weasls that need to be sent back to a hole in the ground.
Start Position:	Standing at P1 facing downrange. Gun loaded holstered.
Procedure:	At the signal, draw and engage T1-T3. Move to P2, and engage T4 – T5. Engaging the Steel Target will release T5 to move away from behind Non-shoot Target

Scoring: Unlimited

Start Signal: Audible

Stop Signal: Last Shot

Targets: 5 IDPA Paper/1 Steel

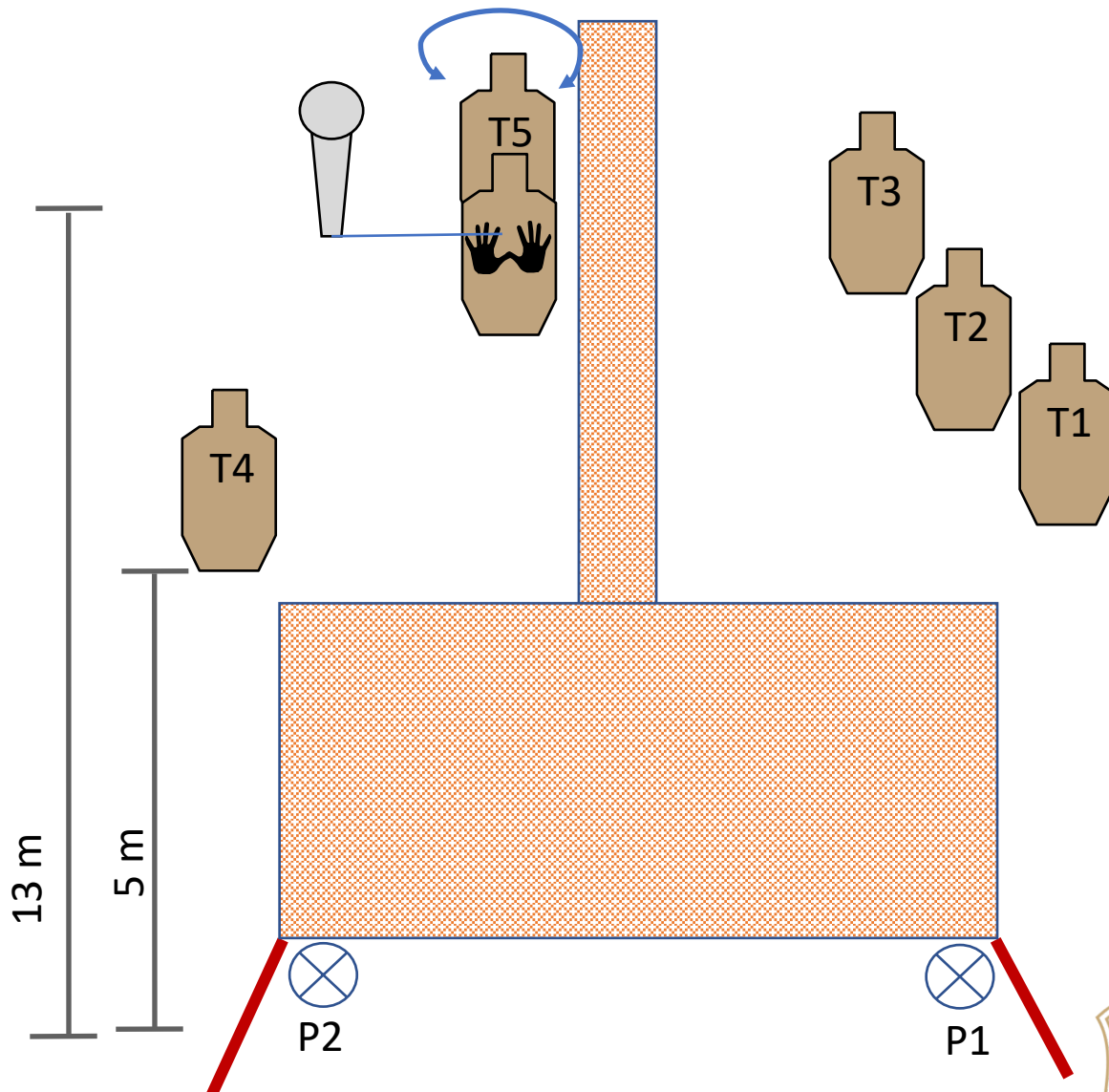
Min. Distance: 5m

Max. Distance: 13m

Rounds 11

Concealment: Required

Notes: -

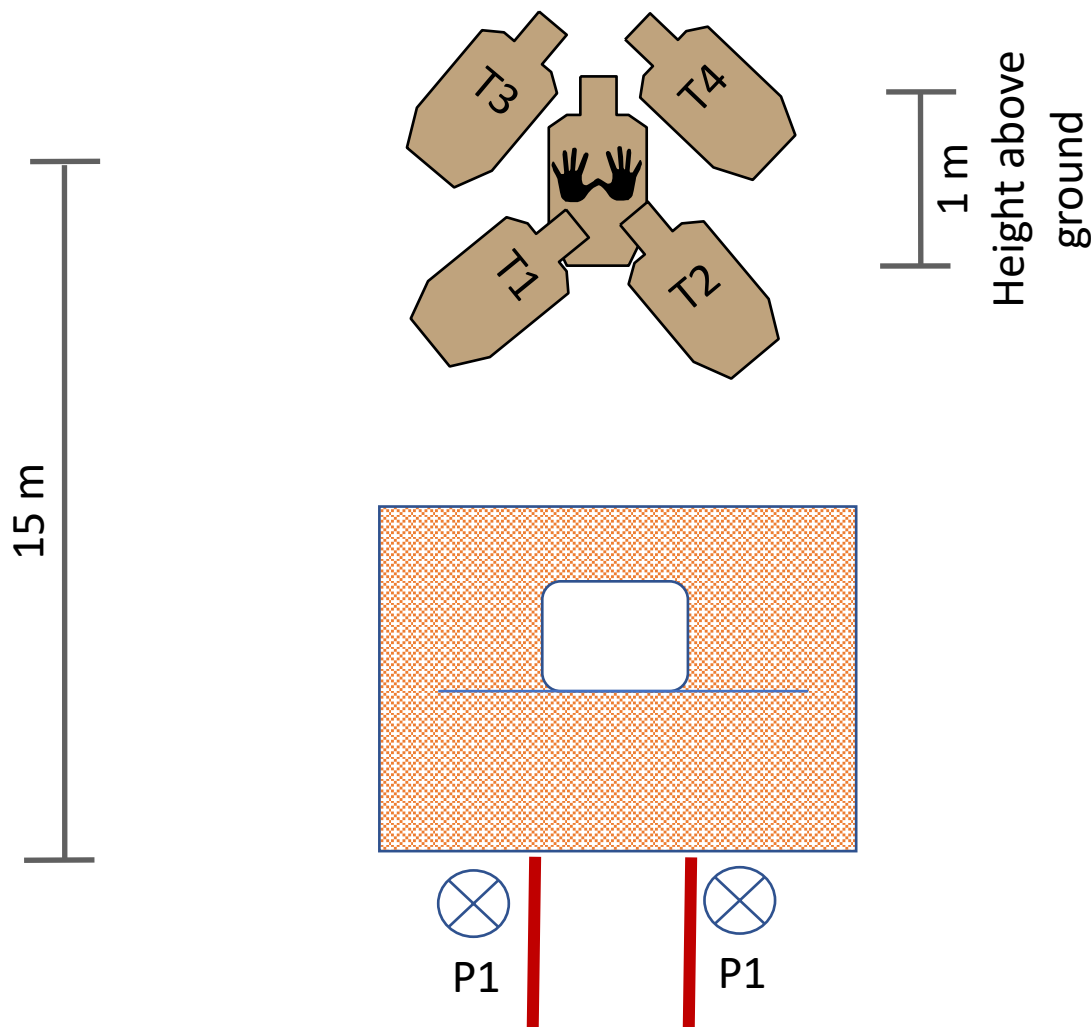


Swiss IDPA Championships 2018 – Stage 4

Plumb Dangerous

Scenario	You are working at your plumbing supply warehouse, that stores large amounts of copper tubing. Hearing sounds, you look out the window onto the warehouse floor and are horrified to see your employee surrounded by gun-wielding hooligans. Protect Him!
Start Position:	Gun Holstered hands clasped over mouth in horror. Loaded to division capacity.
Procedure:	Starting at P1 at the signal engage T1 thru T4 with 2 rounds to the body and one round to the head of each target.

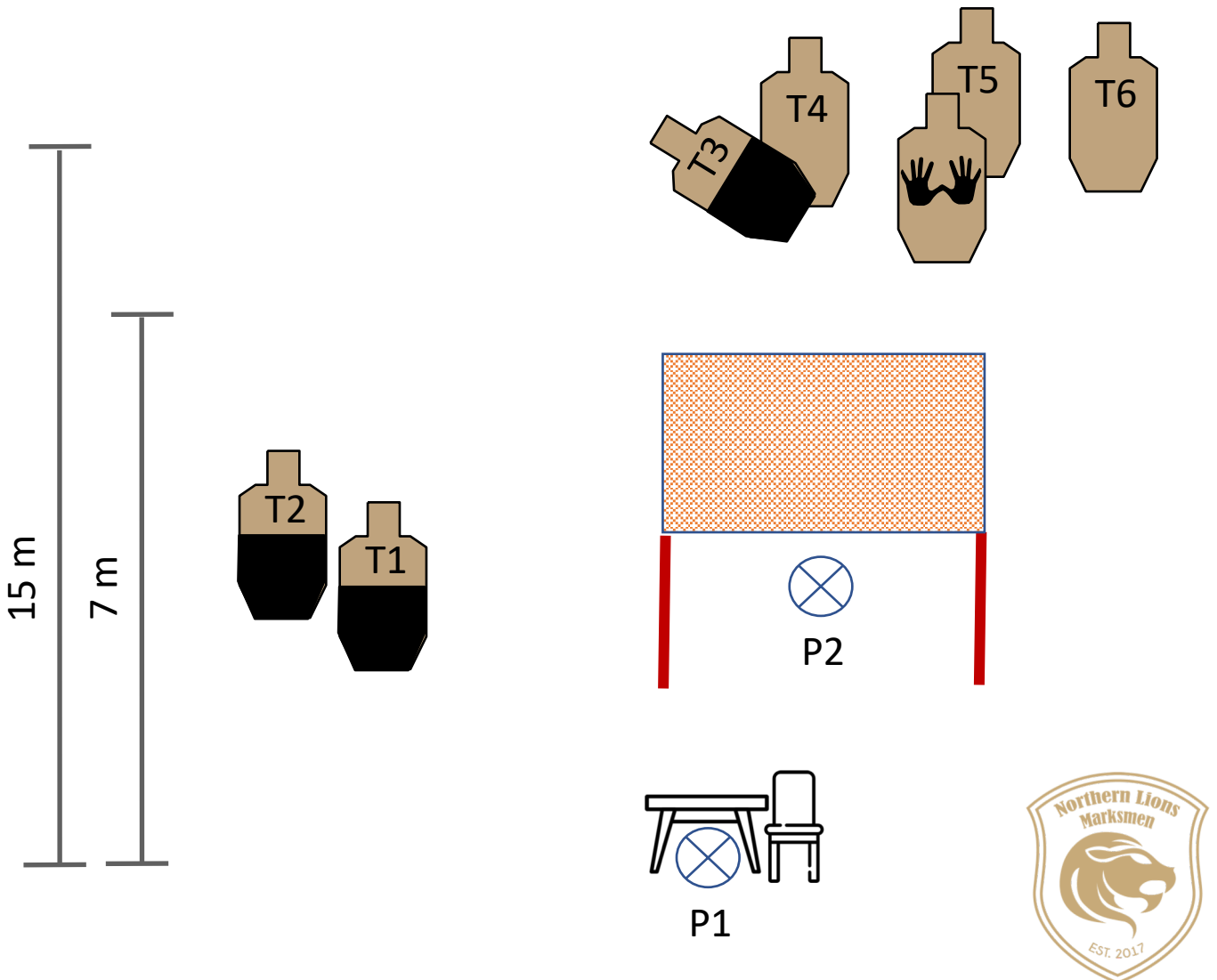
Scoring: Unlimited	Targets: 4 IDPA Paper	Concealment: Required
Start Signal: Audible	Min. Distance: 5m	Notes: Note At P1 muzzle must remain above line when opening the Window
Stop Signal: Last Shot	Max. Distance: 15m	
	Min. Rounds 12	



Swiss IDPA Championships 2018 – Stage 5

Unfriendly Wake Up Call – by Silvia Dähler

Scenario	You are a low paid security guard, bored and very tired. The chair is comfortable and you doze off for a few seconds. Suddenly you hear screaming and people running towards you.	
Start Position:	Seated very relaxed in chair, hands behind your head. Weapon loaded at division capacity.	
Procedure:	Seated at P1, weapon on the table next to you along with spare ammo. At the buzzer retrieve your weapon and engage T1 - T2 while seated. Then move to P2 and engage T3-T6 using cover. All targets must be engaged with 2 shots body and one shot head.	
Scoring: Limited Start Signal: Audible Stop Signal: Last Shot	Targets: 6 IDPA Paper Min. Distance: 7m Max. Distance: 10m Rounds 18	Concealment: Required Notes: -



Swiss IDPA Championships 2018 – Stage 6

Diplomatic Incident – by Silvia Dähler

Scenario	You are a secretary at the embassy of your country and preparing some documents while your boss, the Ambassador addresses the representatives from different countries. One of the diplomats pulls his gun and shoots your boss. His colleagues take two hostages and move forward. You decide to take action.
Start Position:	You are sitting on a chair, hands on desk. Firearm unloaded, magazine (s) loaded to division capacity. Magazine and Firearm are both hidden below some documents on your desk.
Procedure:	At start signal, retrieve firearm and magazines from desk, load and engage targets T1-T4 with 2 shots each from P1 using cover. Targets T5 + T 6 have to be engaged from P2 in prone position, using cover.

Scoring: Limited

Start Signal: Audible

Stop Signal: Last Shot

Targets: 6 IDPA Paper

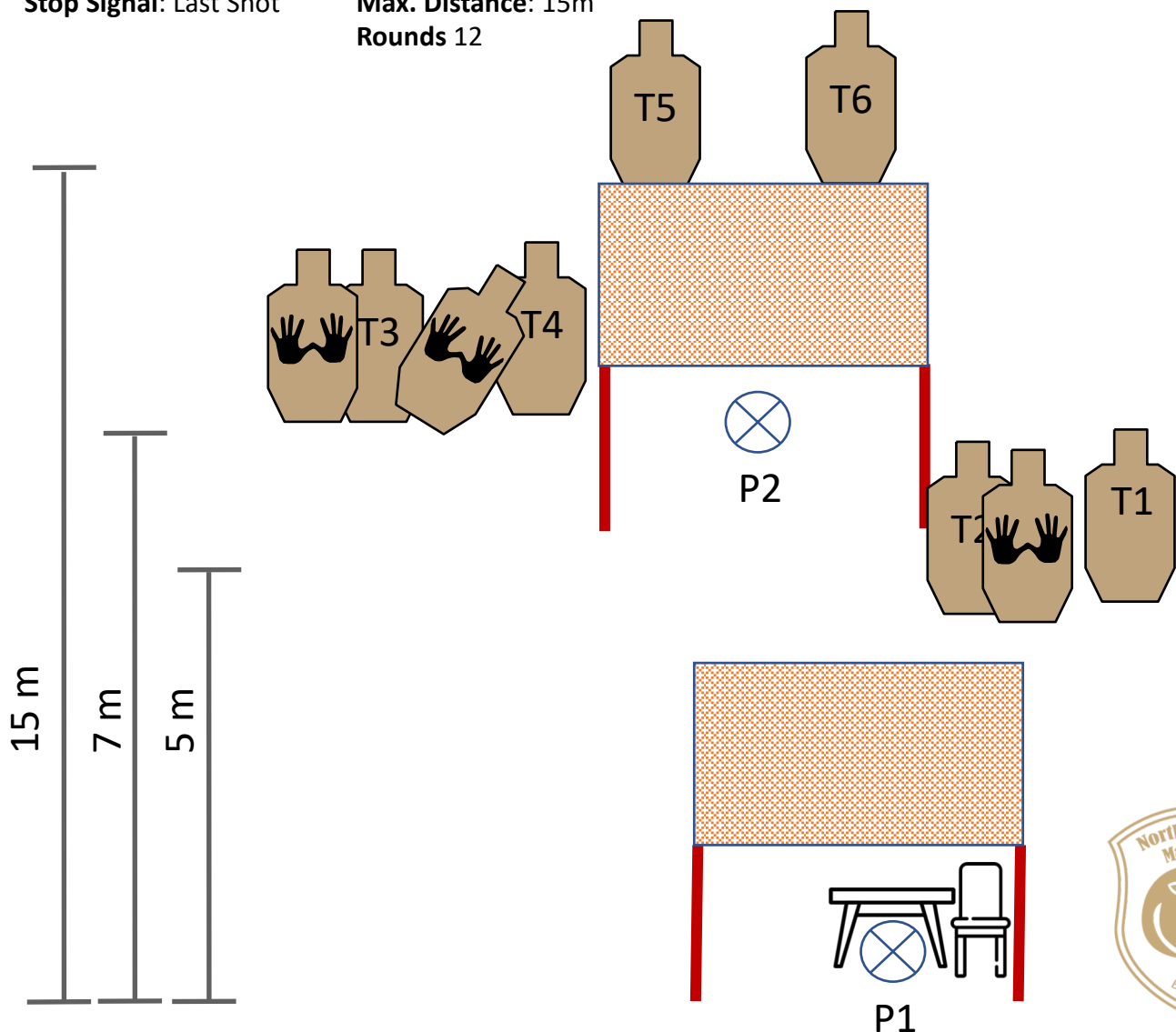
Min. Distance: 5m

Max. Distance: 15m

Rounds 12

Concealment: Required

Notes: -



Swiss IDPA Championships 2018 – Stage 7

Best Burgers in Town

Scenario	You approach the drive-through counter of your favorite fast food restaurant and look around while the waitstaff is preparing your dinner and see some thugs walking straight up your car armed with knives and guns. Protect your life and burgers!
Start Position:	Gun Holstered hands on table. Loaded to division capacity (e.g. 10 Rounds only for SSP – no round in the chamber)
Procedure:	Starting at P1 at the signal engage T1 thru T2 with 2 rounds to the body and one round to the head of each target.

Scoring: Unlimited

Start Signal: Audible

Stop Signal: Last Shot

Targets: 2 IDPA Paper

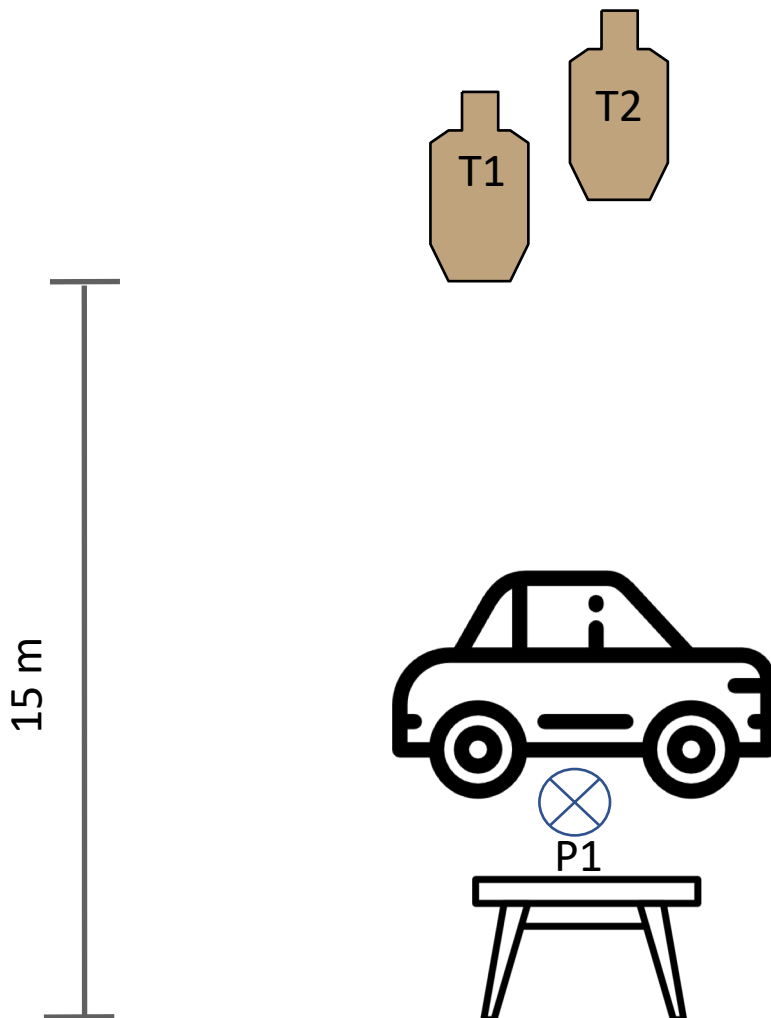
Min. Distance: 15m

Max. Distance: 15m

Min. Rounds 6

Concealment: Required

Notes: Do Not Sweep leg while drawing gun or DQ will result!



Swiss IDPA Championships 2018 – Stage 8

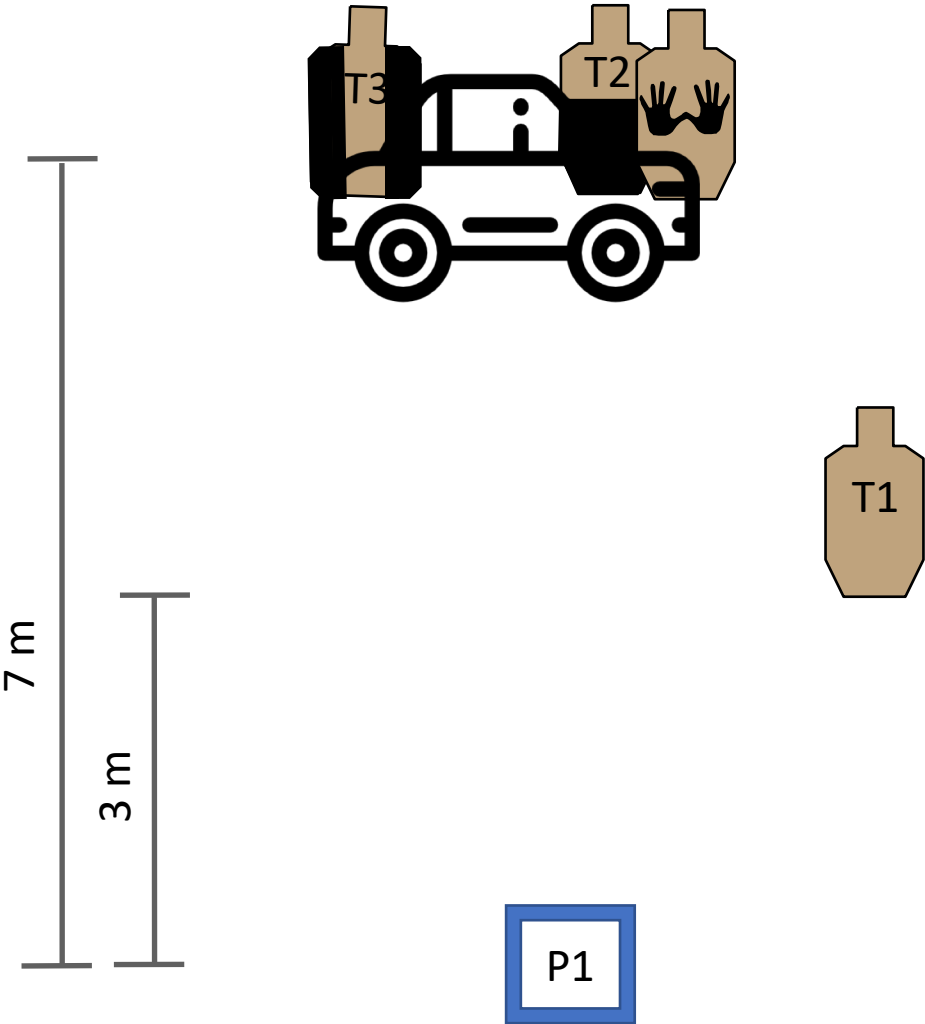
Carjacking

Scenario	While walking through the streets of Capetown, you see a bunch of punks jacking the car of an elderly woman. As the gangsters see you, one of them gets out and wants to take care of you, with a gun in his hand.
Start Position:	At P1, gun at low ready, loaded to division capacity
Procedure:	At signal, engage each target with 2 shots each in Tactical Priority.

Scoring: Unlimited
Start Signal: Audible
Stop Signal: Last Shot

Targets: 3 IDPA Paper
Min. Distance: 3m
Max. Distance: 7m
Rounds 6

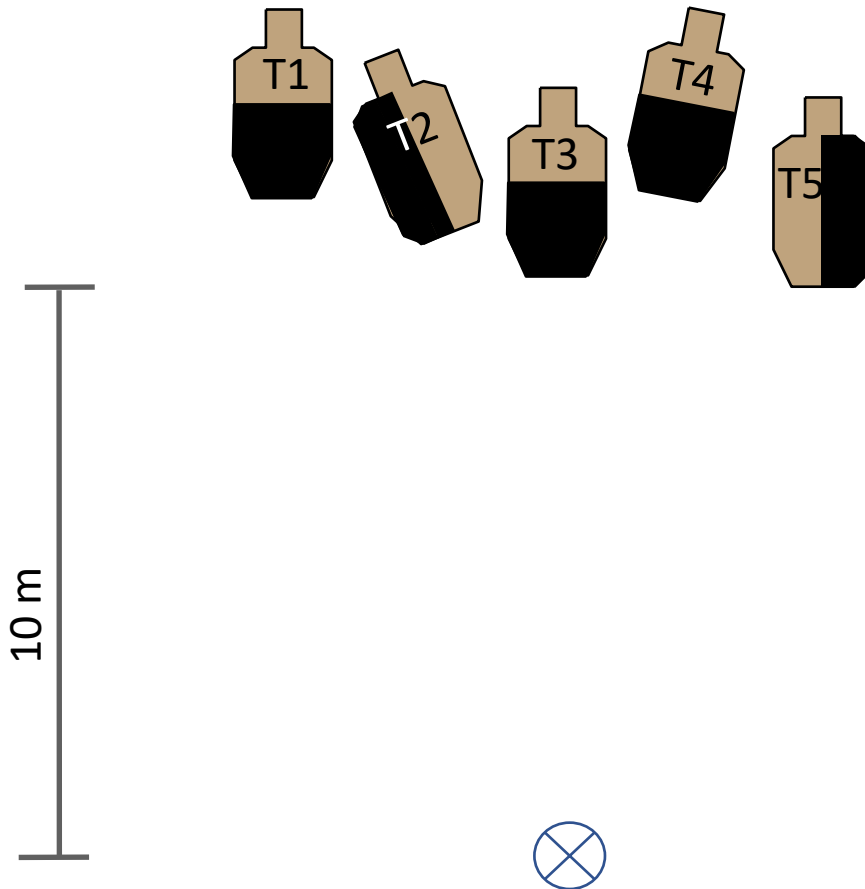
Concealment: Required
Notes: -



Swiss IDPA Championships 2018 – Stage 9

Standards (All Hands Transition Drill)

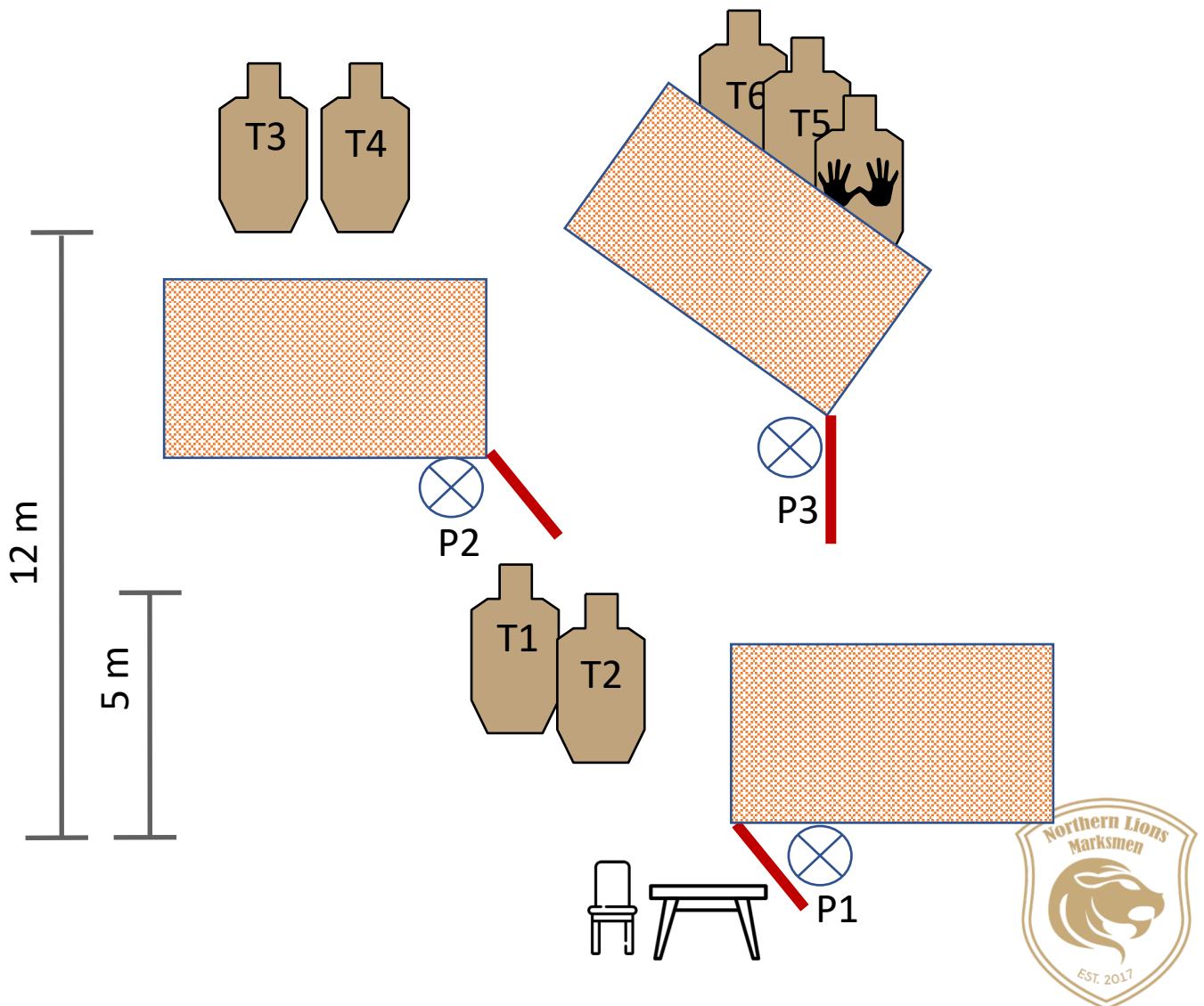
Scenario	Standard	
Start Position:	Standing at P1 gun loaded with division capacity (no round in the chamber), holstered and arms at your side.	
Procedure:	On the signal draw and engage T1-T5 with 1 round each STRONG hand only. Then reload and repeat in the same order WEAK hand only, reload and repeat FREESTYLE.	
Scoring: Limited Start Signal: Audible Stop Signal: Last Shot	Targets: 5 IDPA Paper Min. Distance: 10m Max. Distance: 10m Min. Rounds: 15	Concealment: Optional Notes: Targets must be engaged in order T1 – T4 then T5 last



Swiss IDPA Championships 2018 – Stage 10

Neighbor issues

Scenario	You are sitting at the table, next to the barrel. You are having a yard sale. It's been a profitable day, Until now. When a bunch of questionable neighbors decide to help themselves to your items & money, with no regards to you or your family or property. You take action & run for cover & engage the robbers. Scoring is Unlimited, HOWEVER, ONLY 1 HEAD SHOT is ALLOWED on T5	
Start Position:	Sitting at table, gun loaded, in holster	
Procedure:	Sitting at the table, gun loaded & holstered. At the Signal, take cover (P1). Engage T1-T2, move to P2, engage T3 -T4, Move to P3, engage T5-T6. All Targets will be shot 2 body, 1 head	
Scoring: Unlimited Start Signal: Audible Stop Signal: Last Shot	Targets: 6 IDPA Paper Min. Distance: 5m Max. Distance: 12m Rounds 18	Concealment: Required Notes: -



Swiss IDPA Championships 2018 – Stage 11

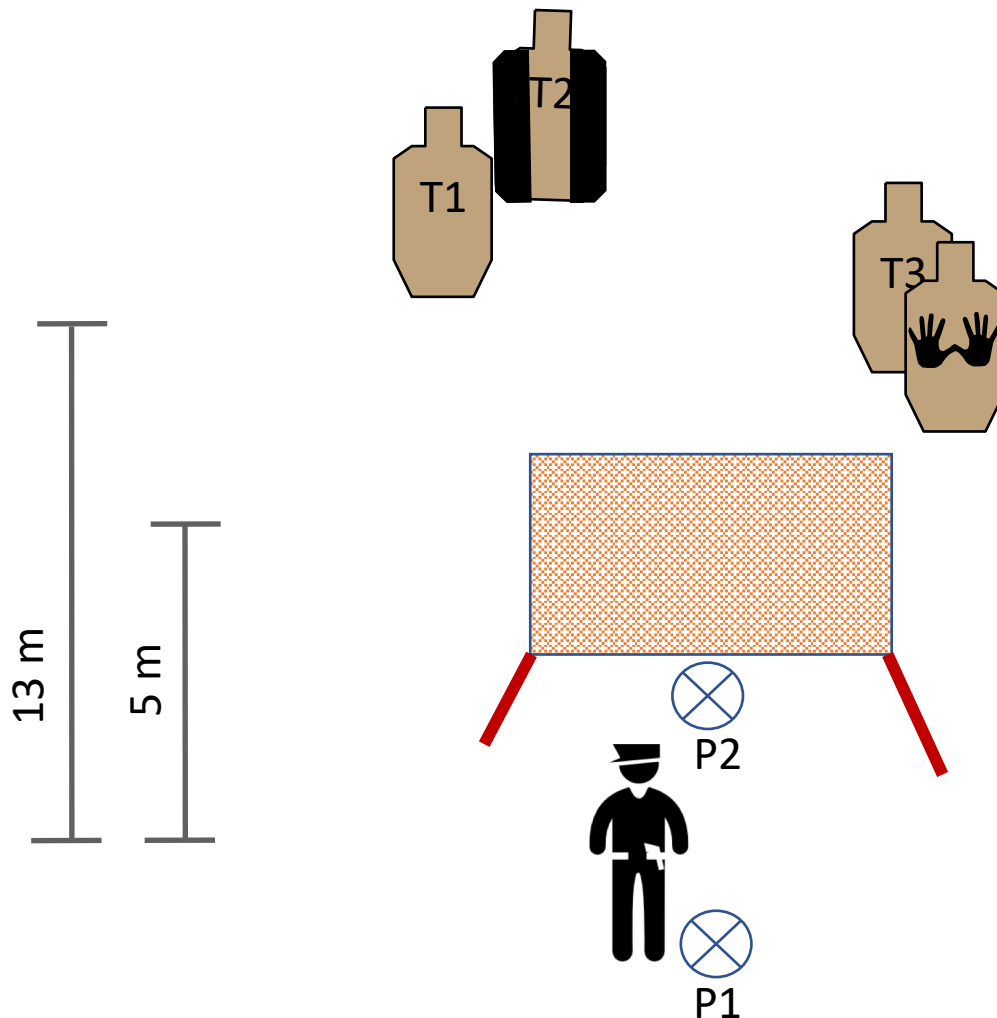
Called The Police – Lone Star Championship Modified

Scenario	You were involved in a carjacking gone bad for the robber. Upon arriving at the scene the Officer handcuffs you for “his” safety. BG was member for the local gang and when they show up, they open fire on the officer dropping him like a sack of potatoes towards you. You re-arm and go to the rescue!
Start Position:	Standing at P1. Handcuffed, Gun loaded with only 6 rounds (5 Magazine; 1 in Chamber)
Procedure:	Starting at P1 handcuffed, gun pointed down range at a 45 degree down angle. At the signal move to P2 and engage T1 to T3 with 2 rounds each.

Scoring: Unlimited
Start Signal: Audible
Stop Signal: Last Shot

Targets: 3 IDPA Paper
Min. Distance: 5m
Max. Distance: 13m
Rounds 6

Concealment: Required
Notes: -



Swiss IDPA Championships 2018 – Stage 12

Drug Raid

Scenario	You and your girlfriend are invited to a party at your best friends house. When you get there, you don't hear any music or people talking. You open the door and see a bunch of armed thugs attacking the guests and demanding their money and valuables
Start Position:	Gun holstered, loaded to division capacity (no round in the chamber)
Procedure:	Starting at P1 holding the doll around its waist. At signal, Open door with weak hand and engage T1 – T7 with 2 rounds each. One to the body, one to the head in tactical priority.

Scoring: Unlimited

Start Signal: Audible

Stop Signal: Last Shot

Targets: 7 IDPA Paper

Min. Distance: 5m

Max. Distance: 15m

Min. Rounds 14

Concealment: Required

Notes: Note At P1 muzzle must remain above line when opening the door

